
















SBB 1001

DHW CYLINDER

PRODUCT-NO.: 229293

Additional supplies

Article	Part no.	Type	Description
	231924	<u>WDH 1001 SBB</u>	Thermal insulation, Standby energy consumption/24 h at 65 °C: 3,5 kWh, Insulation for: SBB 1001 and 1001 SOL, Height: 2350 mm, Thickness: 110 mm
	234503	<u>FCR 28/120 CrNi</u>	Flanged immersion heater, Connected load with ~ 400 V: 6/12 kW, Version: Single/two line
	232907	<u>WTS 30 E</u>	Loading station, DHW heating, Height: 860 mm, Width: 500 mm, Depth: 290 mm
	232908	<u>WTS 40 E</u>	Loading station, DHW heating, Height: 1090 mm, Width: 520 mm, Depth: 305 mm
	232030	<u>BGC 2/60</u>	Threaded immersion heater, Depth of insertion: 480 mm
	075124	<u>FCR 28/360 Si</u>	Flanged immersion heater, Connected load with ~ 400 V: 36 kW, Version: Single circuit
	075131	<u>FCR 28/180 Si</u>	Flanged immersion heater, Connected load with ~ 400 V: 18 kW, Version: Single circuit
	075140	<u>FCR 28/120 Si</u>	Flanged immersion heater, Connected load with ~ 400 V: 12 kW, Version: Single circuit
	075141	<u>FCR 28/270 Si</u>	Flanged immersion heater, Connected load with ~ 400 V: 27 kW, Version: Single circuit
	233719	<u>UPZ</u>	DHW circulation pump, Connection: G 1/2
	000694	<u>FCR 28/120</u>	Flanged immersion heater, Connected load with ~ 400 V: 12 kW, Version: Single circuit

	000695	<u>FCR 28/180</u>	Flanged immersion heater, Connected load with ~ 400 V: 18 kW, Version: Single circuit
	000696	<u>FCR 28/270</u>	Flanged immersion heater, Connected load with ~ 400 V: 27 kW, Version: Single circuit
	001502	<u>FCR 28/360</u>	Flanged immersion heater, Connected load with ~ 400 V: 36 kW, Version: Single circuit
	071332	<u>FCR 28/120</u>	Flanged immersion heater, Connected load with ~ 400 V: 6/12 kW, Version: Single/two line
	071333	<u>FCR 28/180</u>	Flanged immersion heater, Connected load with ~ 400 V: 9/18 kW, Version: Single/two line
	074370	<u>ZH 1</u>	Safety assembly ZH 1 for sealed unvented electric floorstanding cylinders pressure reducing valve DMV/ZH1, may be retrofitted. Brass casing, G 3/4 connections. Response pressure, safety relief valve: 0,6 MPa, Connection: G 3/4 A
	074371	DMV / ZH 1	Special pressure reducing valve G 1 as supplement to ZH 1, if the static pressure at the installation location exceeds 0.48 MPa (4.8 bar). Brass. Connection 3/4 inch.

Contact information

You have questions? We appreciate to help you:
Call +27 10 001 85 47 Write an email to info@stiebel-eltron.co.za

Installation information

Please ask your local power supply utility or a registered electrician to install appliances that are not fully wired, i.e. ready to plug in. The electrician should also be able to assist you with obtaining the agreement of the respective power supply utility required for the appliance installation.