








WPL-A 05 HK 230 Premium

PRODUCT-NO.: 202669


Required accessories




Article	Part no.	Type	Description
	234727	<u>WPM</u>	Heat pump manager in wall mounted enclosure

Recommended accessories


Article	Part no.	Type	Description
	232805	<u>HM Trend</u>	Hydraulic module
	232964	<u>SK 1</u>	T-support
	233622	<u>AS-WP 1</u>	Hydraulic connection set
	233623	<u>AS-WP 2</u>	Hydraulic connection set
	229336	<u>ISG web</u>	Internet Service Gateway
	234722	<u>WK 2</u>	Wall mounting bracket

DHW cylinder

Article	Part no.	Type	Description
	202487	<u>SBB 300-1 Plus</u>	DHW cylinder

	202927	<u>HSBC 180 Plus</u>	Integral cylinder
	202926	<u>HSBB 180 Plus</u>	Integral cylinder
	203801	<u>HSBC 300 cool</u>	Integral cylinder

Buffer cylinder

Article	Part no.	Type	Description
	185458	<u>SBP 200 E</u>	Buffer cylinder

Contact information

You have questions? We appreciate to help you:
Call +27 10 001 85 47 Write an email to info@stiebel-eltron.co.za

Installation information

Please ask your local power supply utility or a registered electrician to install appliances that are not fully wired, i.e. ready to plug in. The electrician should also be able to assist you with obtaining the agreement of the respective power supply utility required for the appliance installation.