

SD 25-1 G

ACCESSORIES

PRODUCT-NO.: 232976

Pressure hoses for flow and return lines (with 19 mm thermal insulation), operating pressure 0.25 MPa with threaded fittings. With straight ends.


The main features


Pressure hose for flow or return line



 **SD 25-2 GE**
Product-No.: 233828

 **SD 25-2.5 GE**
Product-No.: 232971

 **SD 32-1 G**
Product-No.: 232977


 **SD 32-2 GE**
Product-No.: 233831



Type	SD 25-1 G	SD 25-2 GE	SD 25-2.5 GE
Part no.	232976	233828	232971

Technical data

Connection, heating and source side	G 1 1/4	G 1 1/4	G 1 1/4
For pressure hose size DN	25	25	25
Length	1 m	2 m	2.5 m
Thermal insulation thickness	19 mm	30 mm	30 mm
External diameter incl. insulation	80 mm	99 mm	99 mm
Max. operating pressure	3.00 bar	3.00 bar	3.00 bar



Type	SD 32-1 G	SD 32-2 GE
Part no.	232977	233831

Technical data

Connection, heating and source side	G 1 1/4	G 1 1/4
For pressure hose size DN	32	32
Length	1 m	2 m
Thermal insulation thickness	19 mm	30 mm
External diameter incl. insulation	86 mm	106 mm
Max. operating pressure	3.00 bar	3.00 bar

Contact information

You have questions? We appreciate to help you:

Call **+27 10 001 85 47** Write an email to **info@stiebel-eltron.co.za**

Installation information

Please ask your local power supply utility or a registered electrician to install appliances that are not fully wired, i.e. ready to plug in. The electrician should also be able to assist you with obtaining the agreement of the respective power supply utility required for the appliance installation.